



BRICKFORM® Standard Color Selection Guide

FOR TECHNICAL ASSISTANCE PLEASE CALL 800-483-9628



Color Hardener™

Antique Release™

Cem-Coat™

FreestylePRO®

Overlay Liquid Colorant™

This selection guide represents the entire stock collection of designer colors available in BRICKFORM Color Hardener, BRICKFORM Antique Release, BRICKFORM Cem-Coat, BRICKFORM FreestylePRO and BRICKFORM Overlay Liquid Colorant. BRICKFORM is devoted to providing the widest variety and largest selection of coloring products available for decorative concrete. Forty standard colors and the ability to custom color-match guarantees that BRICKFORM can provide you with the color combination for any project.

BRICKFORM defining decorative concrete™

BRICKFORM STANDARD COLOR SELECTION GUIDE

BRICKFORM Color Hardener

BRICKFORM Antique Release

BRICKFORM Cem-Coat

BRICKFORM FreestylePRO

BRICKFORM Overlay Liquid Colorant



320 Golden Sandstone



1080 Adobe Buff



1070 Sandy Buff



325 Sandstone



350 Desert Tan




1030 Ash White



250 Oyster White



1090 Sun Buff



1010 Smokey Beige



300 Nutmeg



625 Dover Blue



615 Stone Gray



600 Light Gray



200 Medium Gray




100 Dark Gray




815 French Gray



1040 Weathered Sage



1045 Shadow Slate



825 Slate Green



650 Smokey Blue *

Offices and Warehouses Nationally and Internationally

Inquiries: 800-483-9628

Web: www.brickform.com

BRICKFORM Color Hardener, BRICKFORM Antique ReleaseAgent, BRICKFORM Cem-Coat, and BRICKFORM FreestylePRO are available in 40 standard colors.

*BRICKFORM Overlay Liquid Colorant not available in Smokey Blue.

► Custom Colors and Color Matching Services Available

► Standard Colors Not Shown: (All Products) 900-Black, 1000-White

Add BRICKFORM's complete line of texturing tools and accessories and you have the potential to create stunning, textured interior floors and exterior hardscapes. Imagine concrete that looks like old brick or Mexican tile. Create cobblestone courtyards, walkways or entries made to look like imported slate, or decks and verandas that resemble old cedar planking. For over 35 years, BRICKFORM has been helping to make a reality creative, distinctive, appealing concrete hardscapes. Discover the exciting possibilities for yourself.



				
330 Coconut	735 Capuccino	310 Cream Beige	1035 Summer Beige	1055 Pecos Sand
				
1020 Antique Rose	1050 Antique Cork	515 Sunbaked Clay	700 Terra Cotta	425 Autumn Brown
				
1015 Blush Beige	375 Buff Tan	525 Dusty Rose	400 Chestnut	810 Walnut
				
115 Venetian Pink	1065 Quarry Red	500 Tile Red	575 Victorian Red	550 Brick Red

The colors shown are representative and approximate, as closely as possible, concrete with a flat troweled finish, sealed with BRICKFORM Gemseal. BRICKFORM is not responsible for job conditions, application methods, finishing techniques, curing methods and other variables and cannot guarantee the final appearance to be an exact match. Texturing or finishing techniques such as brooming or troweling, the use of sealers, and slight color-drifts in raw materials will produce variations of the colors. BRICKFORM strongly recommends a representative job sample for each product.

BRICKFORM Color Hardener

BRICKFORM Color Hardener is an engineered blend, used to color the surface of new concrete. It forms a dense layer that is abrasion and impact resistant. Create the look of other materials such as handset tile, brick or quarried stone by using BRICKFORM Texture Mats and Antique Release.

PREPARATION OF SUBGRADE • The subgrade must be uniformly graded, compacted, and moistened but free of standing water.

PREPARATION OF CONCRETE • The mix design should meet the strength and finishing requirements of the project, with a minimum cement content of 5 1/2 sacks per cubic yard and a maximum slump of 4 inches. BRICKFORM Color Hardener is compatible with most water-reducing, set-retarding and air-entraining concrete admixtures. Avoid using admixtures containing calcium chloride, or the addition of calcium chloride in any form, to the concrete for acceleration during cold weather.

APPLICATION AND COVERAGE • Apply BRICKFORM Color Hardener after the concrete has been placed, screeded, wood floated, and excess bleed water has disappeared from the concrete surface. Apply at the rate of 60 pounds per 100 square feet in two applications. Pastel shades may require a minimum of 90 pounds per 100 square feet. The first application requires two-thirds of the material per 100 square feet. The second application should give complete and uniform coverage. Avoid hard troweling. Maintain consistent finishing practices. Avoid additional water on the concrete surface during finishing. All required water will come from the concrete.

CURING • Non staining, acrylic or wax curing compound or sealer is recommended. Do not cure with plastic sheeting, membrane paper, or water-misting. Avoid sodium-silicone-type hardeners. Products not recommended could cause discoloration or mottling of the colored surface. Allow the concrete to cure for 30 days before sealing.

FEATURES

- ▶ Streak Free, Non-Fading Color
- ▶ Improves Abrasion Resistance
- ▶ Interior Or Exterior Use
- ▶ Can Be Antiqued And Stained

BRICKFORM Antique Release

BRICKFORM Antique Release forms a waterproof barrier that reduces concrete buildup on BRICKFORM Texture Mats. The look of many natural materials can be created using BRICKFORM Texture Mats and Antique Release together over color-hardened or integrally-colored concrete.

PREPARATION • BRICKFORM Antique Release may be applied to the surface of the freshly-placed concrete as soon as all standing water has disappeared from the concrete surface. Typically, concrete has, at least, a fresno finish. If BRICKFORM Color Hardener has been applied, the finishing may be more extensive. Representative colors and textures should be done prior to application to determine the desired antiquing effect and the removal method best suited to achieve that effect.

APPLICATION AND COVERAGE • Apply the release in a broadcasting fashion until a thin, uniform layer covers the concrete surface to be textured. Application rate will vary depending on the texture used and the intensity of the contrast desired. Generally, 3.5 pounds or more per 100 square feet is required. Excessive release may result in little or no relief. Application of the texturing mats may begin as soon as the release has been applied. Remove the release from concrete surface when it can be safely accomplished without damaging the curing, concrete surface. Excess release agent may be swept from the slab after a period of 3 days. Residual release may be removed to the degree desired, using a high-pressure washer, scrubbing, or by buffing. Care must be taken not to damage the curing, colored concrete surface. The amount of material adhering to the concrete surface will depend upon how hard the concrete surface was at the time of application and texturing. A softer surface will retain more color than a harder concrete surface. Allow the concrete to cure for 30 days before sealing.

FEATURES

- ▶ Easily Applied
- ▶ Prevents Tools From Sticking And Marring
- ▶ Unlimited Color Combinations
- ▶ Interior Or Exterior Use

BRICKFORM Cem-Coat

BRICKFORM Cem-Coat is a high quality cementitious coating, made especially for use over existing, unsealed, interior or exterior concrete surfaces. It can be used to paint a solid color or to antique a textured surface. It can also be applied to vertical surfaces such as brick, masonry and stucco.

PREPARATION • The application surface must be completely clean and free of any efflorescence, oil, dirt, wax, old paints, or sealers. Clean and RINSE THOROUGHLY. If Muriatic Acid is used to cleaned the surface, it must be flushed with water and neutralized before application. BRICKFORM Cem-Coat is easier to apply if the concrete surface is dampened, then squeegeed or mopped to remove standing water.

APPLICATION • Apply with a sponge, brush or roller. If using a roller, use a 1/2-inch nap for smooth surfaces or a 3/4-inch nap for rough-textured surfaces. Application temperatures should not be below 50°F. Do not apply in direct sunlight, above 80°F. BRICKFORM Cem-Coat comes in two parts that must be mixed thoroughly in EQUAL portions, prior to application. Mix for two or three minutes using a mixing blade attached to a variable, power-drill, until all solid particles are dissolved. The finished mix is applied like paint and dries to the touch in approximately 45 minutes. If a second coat is desired, apply after 2 hours of the first coat but within 24 hours. Use all mixed materials within 4 to 6 hours. If the material begins to thicken, remix to a thinner consistency. Horizontal surfaces can be opened to minimum traffic after 2 hours and heavy traffic in 24 hours. The coated surface is NOT impervious to dirt and stains and care must be taken to keep the area clean until a clear sealer can be applied, usually 12 hours after the final application. BRICKFORM Cem-Coat is not recommended for marble, granite, porcelain, or terrazzo.

SPECIAL NOTE • Always test a small area of the surface to verify bond and appearance. Do not use where hydrostatic pressure is possible.

FEATURES

- ▶ Simple Two-Part Mixture
- ▶ UV-Resistant
- ▶ Durable And Long Lasting
- ▶ Interior Or Exterior Use

BRICKFORM FreestylePRO

BRICKFORM FreestylePRO Solid-Color is used to color cured concrete surfaces. The stain actually penetrates the surface of the concrete and forms a breathable opaque finish that requires no sealer. It can be used to restore previously colored surfaces, to change colors, or to rejuvenate old, tired-looking concrete.

PREPARATION • New concrete should be cured at least 28 days, prior to application. The concrete must be completely free of sealers, oils, dirt, paint, alkali, penetrating sealers, curing compounds, or any foreign materials. Hard troweled or dense surfaces must be sanded. Pressure washing will be necessary to ensure that the concrete surface is porous enough to achieve sufficient bond. Hot pressure washing should be done when oil or grease is present. On interior applications, a floor-scrubbing machine with a cleaner is acceptable. The application area may be damp, but all standing water must be removed prior to installation. NOT RECOMMENDED for pre-sealed or dense surfaces, such as glazed tile, marble or granite, dense brick, dense slate, or terrazzo.

APPLICATION AND COVERAGE • Mix the kit and apply with a BRICKFORM Applicator at the rate of 200-400 square feet for a full-sized kit and the rate of 45 square feet for a small size kit after the concrete has been thoroughly cleaned and pressured-washed. IMPORTANT: Be sure that the powdered pigments are totally broken up and mixed thoroughly, according to the instructions on the Technical Information Sheet. **PLEASE NOTE:** During application, the mixture must be stirred from the bottom of the container to keep the pigments suspended. Use a bristle brush for joints and corners. Let the first coat dry thoroughly (at least 1 hour) prior to application of the second coat.

FEATURES

- ▶ Interior/Exterior Application
- ▶ Penetrating
- ▶ Dries Quickly
- ▶ No VOCs

BRICKFORM Overlay Liquid Colorant

Brickform Overlay Liquid Colorants are engineered pigment admixtures formulated and designed specifically for use with the Brickform SM Professional Grade, Micro-Topping and Stampable Overlay mixes. Brickform Colorants are available in 39 standard colors.

- ▶ Shake well
- ▶ Do not freeze
- ▶ Keep away from children

WARRANTY • These products are not intended for public use and are intended for use by licensed contractors and installers, experienced and trained in the use of these products. They are warranted to be of uniform quality, within manufacturing tolerances. The manufacturer has no control over the use of these products, therefore, no warranty, expressed or implied, is or can be made either as to the affects or results of such use. In any case, the manufacturer's obligations shall be limited to refunding the purchase price or replacing material proven to be defective. The end user shall be responsible for determining product's suitability and assumes all risks and liability.

CAUTIONS • KEEP OUT OF REACH OF CHILDREN. Before using or handling, read the appropriate Material Safety Data Sheet and Warranty. DO NOT TAKE INTERNALLY. Avoid contact with skin and eyes. Use only with a NIOSH approved respirator when using these products.

BRICKFORM Color Hardener, BRICKFORM Antique Release, BRICKFORM Cem-Coat and BRICKFORM FreestylePRO are available in 40 standard colors and a variety of custom colors. Color-matching services are also available. Brickform Overlay Liquid Colorant not available in Smokey Blue. This color chart is a representation only and does not guarantee that the final color will be an exact match. Texturing or finishing techniques such as brooming or troweling, the use of sealers, and slight color-drifts in raw materials will produce variations of the colors. BRICKFORM strongly recommends a representative job sample for each product.

BRICKFORM TIPS is abbreviated information taken from The BRICKFORM Color Hardener Technical Information Sheet and Material Safety Data Sheet, BRICKFORM Antique Release Technical Information Sheet and Material Safety Data Sheet, BRICKFORM Cem-Coat Technical Information Sheet and Material Safety Data Sheet, BRICKFORM FreestylePRO Technical Information Sheet and Material Safety Data Sheet and BRICKFORM Overlay Liquid Colorant Technical Information Sheet and Material Safety Data Sheet. Read the appropriate references for each product before attempting to use.

BRICKFORM® A Division of Solomon Colors, Inc.
11061 Jersey Blvd. Rancho Cucamonga, CA 91730
Customer Service: 800-483-9628
Corporate Office: 909-484-3399
Fax: 217-744-2605 www.brickform.com

Distributed by: